

Monthly financial data from Jan. 2019 to Dec. 2020 <<Preliminary figures>>

■ Financial Business in Japan

Nihon Hoshou

in 100 million yen (rounded down to the nearest 100 million)

		Jan.	Feb.	Mar.	April	May	June	July	Aug	Sept.	Oct	Nov	Dec.
Size of credit guarantee	2019	2,006	2,014	2,024	2,037	2,073	2,084	2,085	2,078	2,077	2,077	2,082	2,102
	2020	2,094	2,111	2,123	2,119	2,112	2,109	2,108	2,106				
Proportion of <i>Condominium loans</i>	2019	1,519	1,520	1,525	1,537	1,565	1,577	1,577	1,570	1,573	1,575	1,576	1,519
	2020	1,572	1,582	1,592	1,574	1,569	1,568	1,568	1,562				

■ Financial Business in South Korea and Mongolia

Financial Business in South Korea

in 100 million won (rounded down to the nearest 100 million)

		Jan.	Feb.	Mar.	April	May	June	July	Aug	Sept.	Oct	Nov	Dec.
Total	2019	36,093	36,192	35,787	36,183	36,764	36,956	37,353	37,457	37,124	38,021	38,059	38,245
	2020	38,043	38,754	38,499	38,876	39,388	38,786	38,787	38,757				

		Jan.	Feb.	Mar.	April	May	June	July	Aug	Sept.	Oct	Nov	Dec.	
Loans by banking business	JT Chinae Savings Bank	2019	19,580	19,501	19,352	19,644	19,848	19,970	20,075	19,923	19,582	19,937	19,828	19,544
		2020	19,409	19,539	19,691	20,171	20,668	20,215	20,356	20,268				
	JT Savings Bank	2019	10,687	10,784	10,605	10,539	10,852	10,890	11,114	11,297	11,359	11,828	11,998	12,513
		2020	12,461	12,977	12,735	12,924	13,152	13,314	13,282	13,449				
Total		2019	30,267	30,286	29,957	30,183	30,701	30,861	31,189	31,220	30,942	31,765	31,826	32,057
		2020	31,870	32,517	32,426	33,095	33,820	33,529	33,639	33,717				

		Jan.	Feb.	Mar.	April	May	June	July	Aug	Sept.	Oct	Nov	Dec.	
Accounts receivable - operating loans	JT Capital	2019	5,825	5,905	5,829	6,000	6,063	6,095	6,164	6,236	6,182	6,256	6,232	6,187
		2020	6,173	6,236	6,073	5,780	5,568	5,256	5,147	5,040				

■ Financial Business in Southeast Asia

Bank JTrust Indonesia (BJI)

in 100 million rupiah (rounded down to the nearest 100 million)

		Jan.	Feb.	Mar.	April	May	June	July	Aug	Sept.	Oct	Nov	Dec.
Loans by banking business	2019	99,239	95,986	87,648	75,554	74,199	71,785	70,826	69,039	65,651	61,472	60,599	62,198
	2020	63,104	64,576	73,444	73,880	72,959	71,681	71,435	69,113				

JTrust Olympindo Multi Finance (JTO)

		Jan.	Feb.	Mar.	April	May	June	July	Aug	Sept.	Oct	Nov	Dec.
Total balance at JTO and total balance from joint finance	2019	12,332	12,549	12,805	13,170	13,562	13,738	14,068	14,464	14,794	15,140	15,631	16,298
JTO Operating Loan Balance	2019	9,093	8,774	8,455	8,001	7,191	7,034	6,706	6,206	5,649	5,235	5,153	4,841
BJI Loan Balance	2019	3,239	3,775	4,349	5,168	6,370	6,704	7,362	8,258	9,145	9,904	10,477	11,456
Total balance at JTO and total balance from joint finance	2020	16,891	18,398	18,934	18,941	18,418	17,728	16,830	16,190				
JTO Operating Loan Balance	2020	4,687	5,662	5,361	4,910	4,577	4,337	3,801	3,614				
BJI Loan Balance	2020	12,204	12,735	13,572	14,031	13,841	13,391	13,029	12,575				

JTrust Royal Bank (JTRB)

in 1 million US\$ (rounded down to the nearest 1 million)

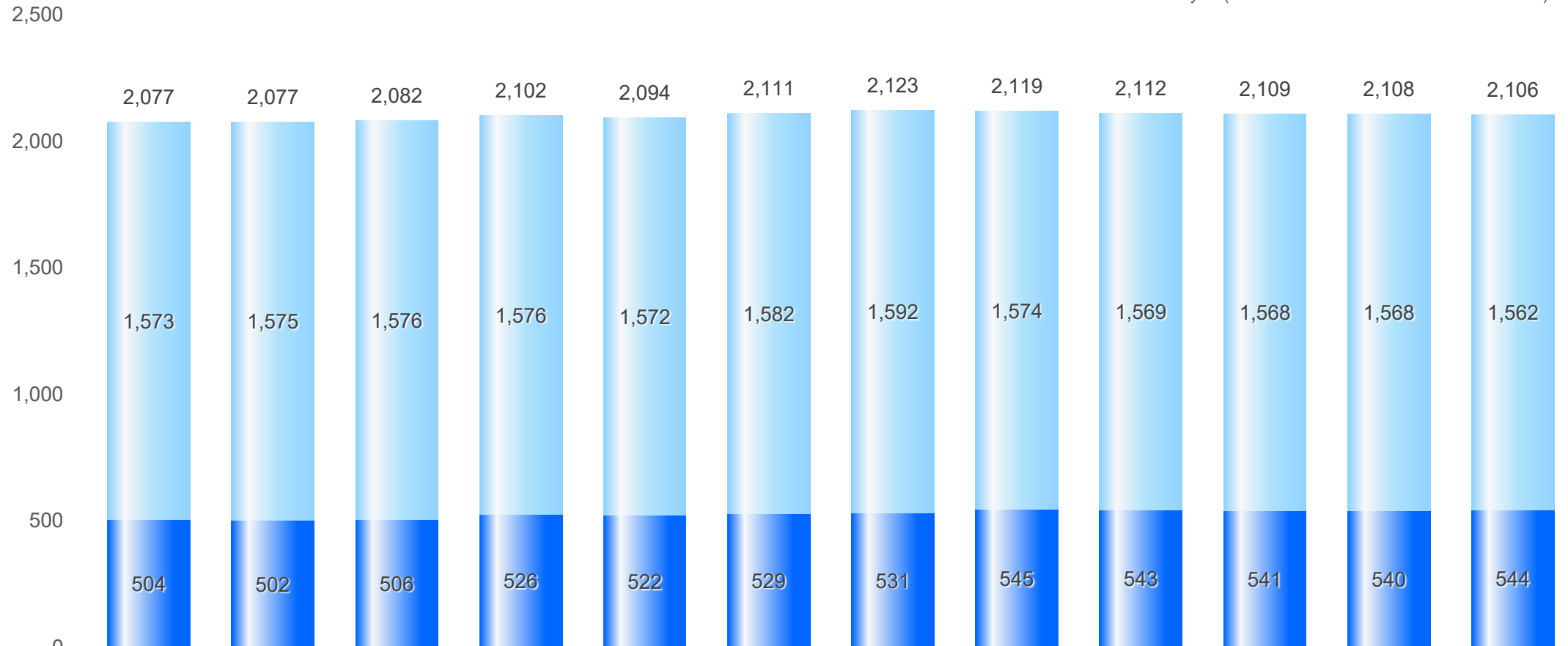
		Jan.	Feb.	Mar.	April	May	June	July	Aug	Sept.	Oct	Nov	Dec.
Loans by banking business	2019	-	-	-	-	-	-	-	444	447	457	457	496
	2020	521	514	527	541	525	516	512	538	-	-	-	-

Monthly financial data from Sep. 2019 to Aug. 2020 <<Preliminary figures>>

■ Financial Business in Japan

Size of credit guarantee

in 100 million yen (rounded down to the nearest 100 million)



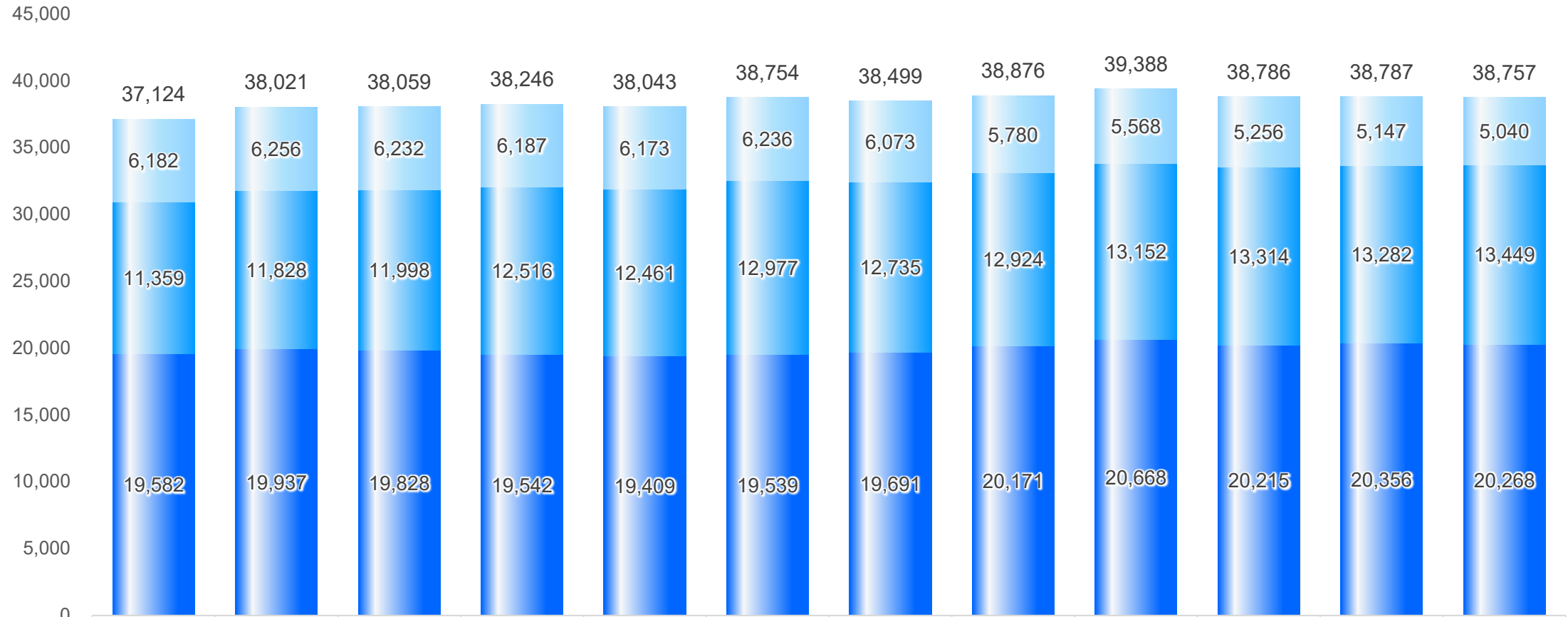
	Sep.	Oct.	Nov.	Dec.	Jan. 2020	Feb.	Mar.	Apr.	May.	June.	July	Aug.
■ Proportion of condominium loans	1,573	1,575	1,576	1,576	1,572	1,582	1,592	1,574	1,569	1,568	1,568	1,562
■ Other guarantees	504	502	506	526	522	529	531	545	543	541	540	544
Total	2,077	2,077	2,082	2,102	2,094	2,111	2,123	2,119	2,112	2,109	2,108	2,106

Monthly financial data from Sep. 2019 to Aug. 2020 <<Preliminary figures>>

Financial Business in South Korea

in 100 million won (rounded down to the nearest 100 million)

Total Balance of Savings Banks and Capital Company

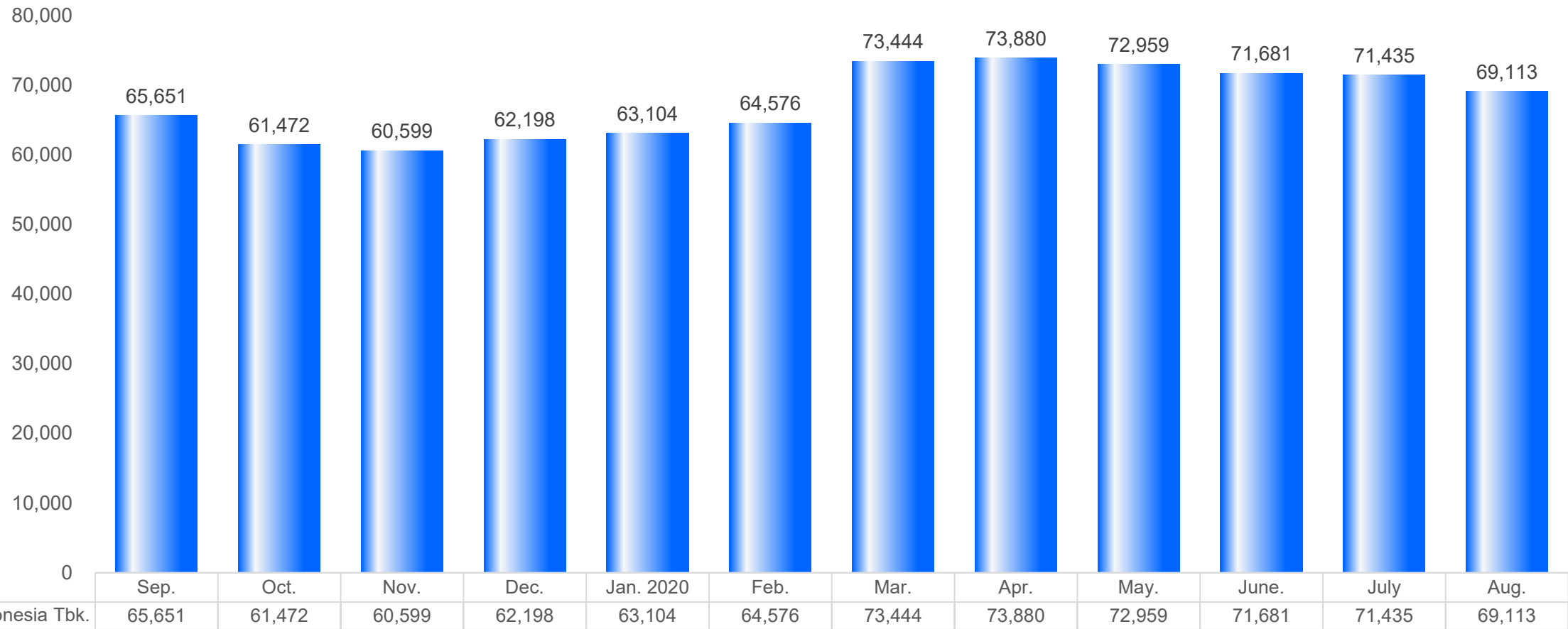


	Sep.	Oct.	Nov.	Dec.	Jan. 2020	Feb.	Mar.	Apr.	May.	June.	July	Aug.
JT Capital	6,182	6,256	6,232	6,187	6,173	6,236	6,073	5,780	5,568	5,256	5,147	5,040
JT Savings Bank	11,359	11,828	11,998	12,516	12,461	12,977	12,735	12,924	13,152	13,314	13,282	13,449
JT Chinae Savings Bank	19,582	19,937	19,828	19,542	19,409	19,539	19,691	20,171	20,668	20,215	20,356	20,268
Total	37,124	38,021	38,059	38,246	38,043	38,754	38,499	38,876	39,388	38,786	38,787	38,757

■ Financial Business in Southeast Asia

Balance of PT Bank JTrust Indonesia Tbk.

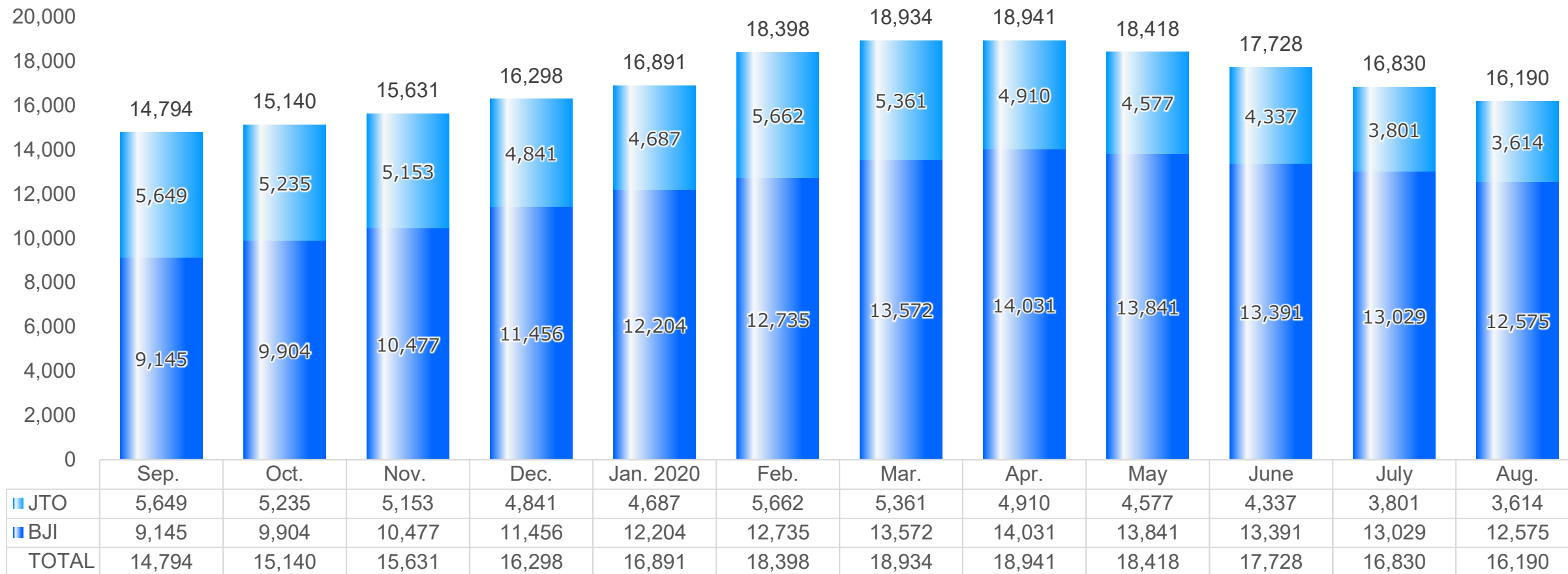
in 100 million rupiah (rounded down to the nearest 100 million)



■ Financial Business in Southeast Asia

in 100 million rupiah (rounded down to the nearest 100 million)

Total balance at JTO and total balance from joint finance



Monthly financial data from Sep. 2019 to Aug. 2020 <<Preliminary figures>>

■ Financial Business in Southeast Asia

Total balance at J Trust Royal Bank

In millions of USD

