

# Monthly financial data from Jan. 2018 to Dec. 2019 <<Preliminary figures>>

## Financial Business in Japan

Nihon Hoshou

in 100 million yen (rounded down to the nearest 100 million)

		Jan.	Feb.	Mar.	April	May	June	July	Aug	Sept.	Oct	Nov	Dec.
Size of credit guarantee	2018	1,293	1,323	1,418	1,450	1,512	1,597	1,655	1,701	1,734	1,838	1,930	2,005
	2019	2,006	2,014	2,024	2,037	2,073	2,084	2,085	2,078	2,077	2,077	2,082	2,102
Proportion of <i>Condominium loans</i>	2018	895	926	1,014	1,045	1,095	1,165	1,204	1,245	1,271	1,361	1,441	1,513
	2019	1,519	1,520	1,525	1,537	1,565	1,577	1,577	1,570	1,573	1,575	1,576	1,576

## Financial Business in South Korea and Mongolia

Financial Business in South Korea

in 100 million won (rounded down to the nearest 100 million)

		Jan.	Feb.	Mar.	April	May	June	July	Aug	Sept.	Oct	Nov	Dec.
Total	2018	32,726	33,123	33,399	34,094	34,938	35,290	36,052	36,588	36,694	36,460	36,717	36,281
	2019	36,093	36,192	35,787	36,183	36,764	36,956	37,353	37,457	37,124	38,021	38,059	38,245

		Jan.	Feb.	Mar.	April	May	June	July	Aug	Sept.	Oct	Nov	Dec.	
Loans by banking business	JT Chinae Savings Bank	2018	17,690	17,922	18,240	18,762	19,402	19,568	19,948	20,308	20,095	19,949	20,176	19,573
		2019	19,580	19,501	19,352	19,644	19,848	19,970	20,075	19,923	19,582	19,937	19,828	19,544
	JT Savings Bank	2018	9,327	9,475	9,427	9,548	9,809	9,936	10,202	10,309	10,565	10,543	10,580	10,672
		2019	10,687	10,784	10,605	10,539	10,852	10,890	11,114	11,297	11,359	11,828	11,998	12,513
Total	2018	27,018	27,398	27,667	28,311	29,211	29,504	30,151	30,617	30,660	30,493	30,756	30,246	
	2019	30,267	30,286	29,957	30,183	30,701	30,861	31,189	31,220	30,942	31,765	31,826	32,057	

		Jan.	Feb.	Mar.	April	May	June	July	Aug	Sept.	Oct	Nov	Dec.	
Accounts receivable - operating loans	JT Capital	2018	5,708	5,725	5,731	5,782	5,726	5,785	5,900	5,970	6,033	5,966	5,960	6,035
		2019	5,825	5,905	5,829	6,000	6,063	6,095	6,164	6,236	6,182	6,256	6,232	6,187

## Financial Business in Southeast Asia

Bank JTrust Indonesia (BJI)

in 100 million rupiah (rounded down to the nearest 100 million)

		Jan.	Feb.	Mar.	April	May	June	July	Aug	Sept.	Oct	Nov	Dec.
Loans by banking business	2018	115,661	115,000	117,475	119,492	121,790	122,125	124,795	122,224	120,026	117,929	114,213	102,048
	2019	99,239	95,986	87,648	75,554	74,199	71,785	70,826	69,039	65,651	61,472	60,599	62,198

JTrust Olympindo Multi Finance (JTO)

		Jan.	Feb.	Mar.	April	May	June	July	Aug	Sept.	Oct	Nov	Dec.
Total balance at JTO and total balance from joint finance	2018	-	-	-	-	-	-	-	-	-	12,127	12,123	12,140
JTO Operating Loan Balance	2018	-	-	-	-	-	-	-	-	-	11,116	10,683	9,515
BJI Loan Balance	2018	-	-	-	-	-	-	-	-	-	1,010	1,439	2,624
Total balance at JTO and total balance from joint finance	2019	12,332	12,549	12,805	13,170	13,562	13,738	14,068	14,464	14,794	15,140	15,631	16,298
JTO Operating Loan Balance	2019	9,093	8,774	8,455	8,001	7,191	7,034	6,706	6,206	5,649	5,235	5,153	4,841
BJI Loan Balance	2019	3,239	3,775	4,349	5,168	6,370	6,704	7,362	8,258	9,145	9,904	10,477	11,456

JTrust Royal Bank (JTRB)

in 1 million US\$ (rounded down to the nearest 1 million)

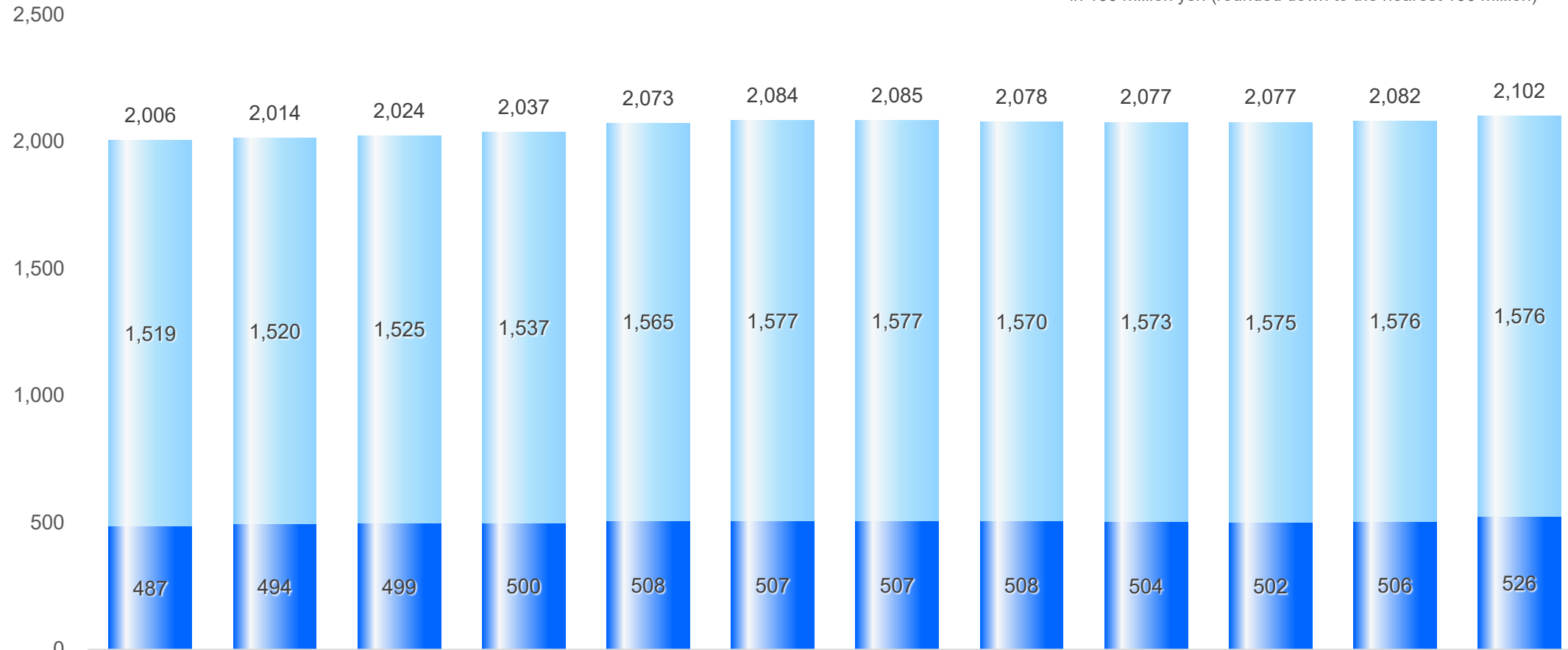
		Jan.	Feb.	Mar.	April	May	June	July	Aug	Sept.	Oct	Nov	Dec.
Loans by banking business	2018	-	-	-	-	-	-	-	-	-	-	-	-
	2019	-	-	-	-	-	-	-	444	447	457	457	496

# Monthly financial data from Jan. 2019 to Dec. 2019 <<Preliminary figures>>

## ■ Financial Business in Japan

### Size of credit guarantee

in 100 million yen (rounded down to the nearest 100 million)

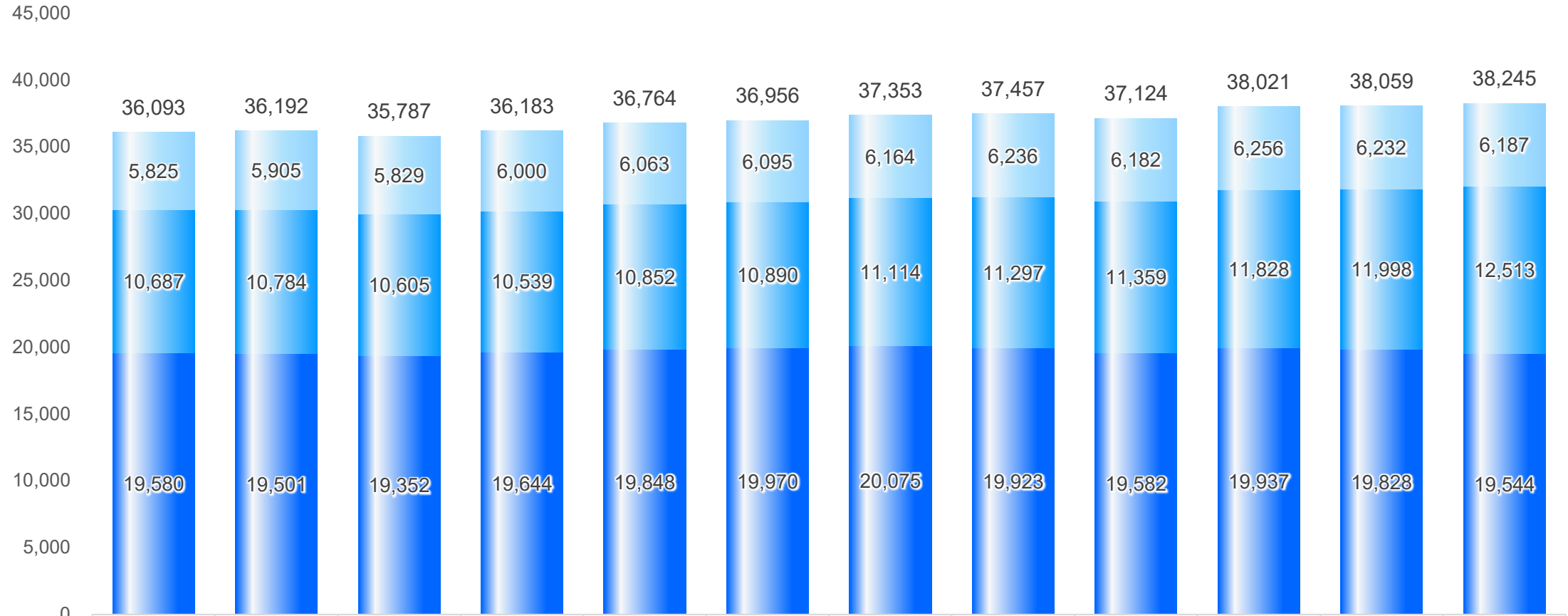


	Jan. 2019	Feb.	Mar.	April	May	June	July	Aug.	Sept.	Oct.	Nov.	Dec.
Proportion of condominium loans	1,519	1,520	1,525	1,537	1,565	1,577	1,577	1,570	1,573	1,575	1,576	1,576
Other guarantees	487	494	499	500	508	507	507	508	504	502	506	526
Total	2,006	2,014	2,024	2,037	2,073	2,084	2,085	2,078	2,077	2,077	2,082	2,102

## Financial Business in South Korea

in 100 million won (rounded down to the nearest 100 million)

### Total Balance of Savings Banks and Capital Company

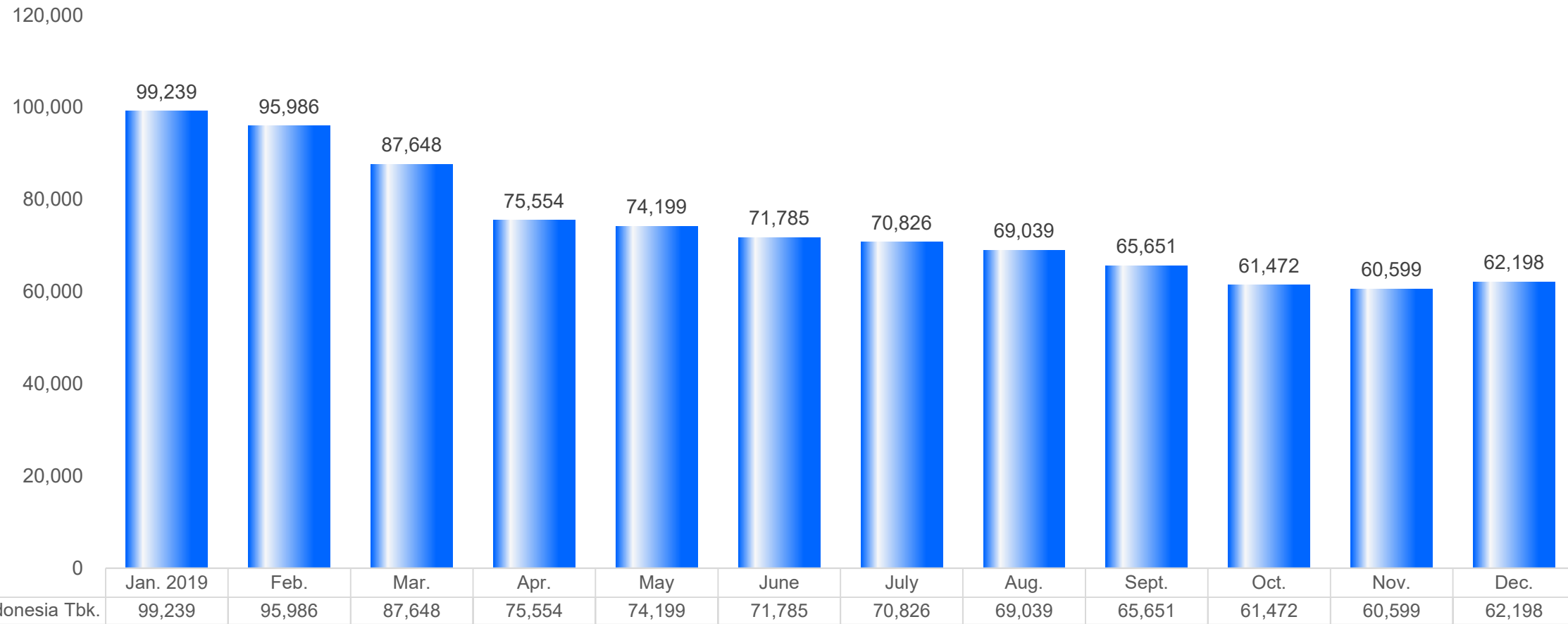


	Jan. 2019	Feb.	Mar.	Apr.	May	June	July	Aug.	Sept.	Oct.	Nov.	Dec.
JT Capital	5,825	5,905	5,829	6,000	6,063	6,095	6,164	6,236	6,182	6,256	6,232	6,187
JT Savings Bank	10,687	10,784	10,605	10,539	10,852	10,890	11,114	11,297	11,359	11,828	11,998	12,513
JT Chinae Savings Bank	19,580	19,501	19,352	19,644	19,848	19,970	20,075	19,923	19,582	19,937	19,828	19,544
<b>Total</b>	<b>36,093</b>	<b>36,192</b>	<b>35,787</b>	<b>36,183</b>	<b>36,764</b>	<b>36,956</b>	<b>37,353</b>	<b>37,457</b>	<b>37,124</b>	<b>38,021</b>	<b>38,059</b>	<b>38,245</b>

■ Financial Business in Southeast Asia

Balance of PT Bank JTrust Indonesia Tbk.

in 100 million rupiah (rounded down to the nearest 100 million)



## ■ Financial Business in Southeast Asia

in 100 million rupiah (rounded down to the nearest 100 million)

### Total balance at JTO and total balance from joint finance

