

Monthly financial data from FY03/2018 to FY03/2019 <<Preliminary figures>>

*The figures are shown under IFRS from July 2017. Since it has not been audited by corporate auditor yet, it may differ from the actual figures.

Financial Business in Japan

Nihon Hoshou

in 100 million yen (rounded down to the nearest 100 million)

		Apr.	May	June	July	Aug.	Sept.	Oct.	Nov.	Dec.	Jan.	Feb.	Mar.
Size of credit guarantee	FY03/2018	894	935	988	1,030	1,060	1,121	1,150	1,190	1,288	1,293	1,323	1,418
	FY03/2019	1,450	1,512	1,597	1,655	1,701	1,734	1,838	1,930	2,005	2,006	2,014	2,024
Proportion of <i>Condominium loans</i>	FY03/2018	505	540	588	628	652	712	750	788	886	895	926	1,014
	FY03/2019	1,045	1,095	1,165	1,204	1,245	1,271	1,361	1,441	1,513	1,519	1,520	1,525

Financial Business in South Korea and Mongolia

Financial Business in South Korea

in 100 million won (rounded down to the nearest 100 million)

		Apr.	May	June	July	Aug.	Sept.	Oct.	Nov.	Dec.	Jan.	Feb.	Mar.
Total	FY03/2018	28,692	28,674	28,476	29,471	30,266	30,861	31,876	32,210	32,034	32,726	33,123	33,399
	FY03/2019	34,094	34,938	35,290	36,052	36,588	36,694	36,460	36,717	36,281	36,093	36,192	35,787

		Apr.	May	June	July	Aug.	Sept.	Oct.	Nov.	Dec.	Jan.	Feb.	Mar.	
Loans by banking business	JT Chinae Savings Bank	FY03/2018	17,170	16,920	16,753	17,198	17,369	17,506	17,810	17,886	17,287	17,690	17,922	18,240
		FY03/2019	18,762	19,402	19,568	19,948	20,308	20,095	19,949	20,176	19,573	19,580	19,501	19,352
	JT Savings Bank	FY03/2018	6,842	6,925	7,166	7,485	7,855	8,153	8,751	8,906	9,128	9,327	9,475	9,427
		FY03/2019	9,548	9,809	9,936	10,202	10,309	10,565	10,543	10,580	10,672	10,687	10,784	10,605
Total	FY03/2018	24,012	23,846	23,919	24,683	25,224	25,659	26,562	26,793	26,415	27,018	27,398	27,667	
	FY03/2019	28,311	29,211	29,504	30,151	30,617	30,660	30,493	30,756	30,246	30,267	30,286	29,957	

		Apr.	May	June	July	Aug.	Sept.	Oct.	Nov.	Dec.	Jan.	Feb.	Mar.	
Accounts receivable - operating loans	JT Capital	FY03/2018	4,679	4,828	4,556	4,787	5,041	5,201	5,314	5,417	5,619	5,708	5,725	5,731
		FY03/2019	5,782	5,726	5,785	5,900	5,970	6,033	5,966	5,960	6,035	5,825	5,905	5,829

Financial Business in Southeast Asia

Bank JTrust Indonesia (BJI)

in 100 million rupiah (rounded down to the nearest 100 million)

		Apr.	May	June	July	Aug.	Sept.	Oct.	Nov.	Dec.	Jan.	Feb.	Mar.
Loans by banking business	FY03/2018	106,218	104,974	102,108	104,818	106,806	110,812	112,001	112,200	114,305	115,661	115,000	117,475
	FY03/2019	119,492	121,790	122,125	124,795	122,224	120,026	117,929	114,213	102,048	99,239	95,986	87,648

JTrust Olympindo Multi Finance (JTO)

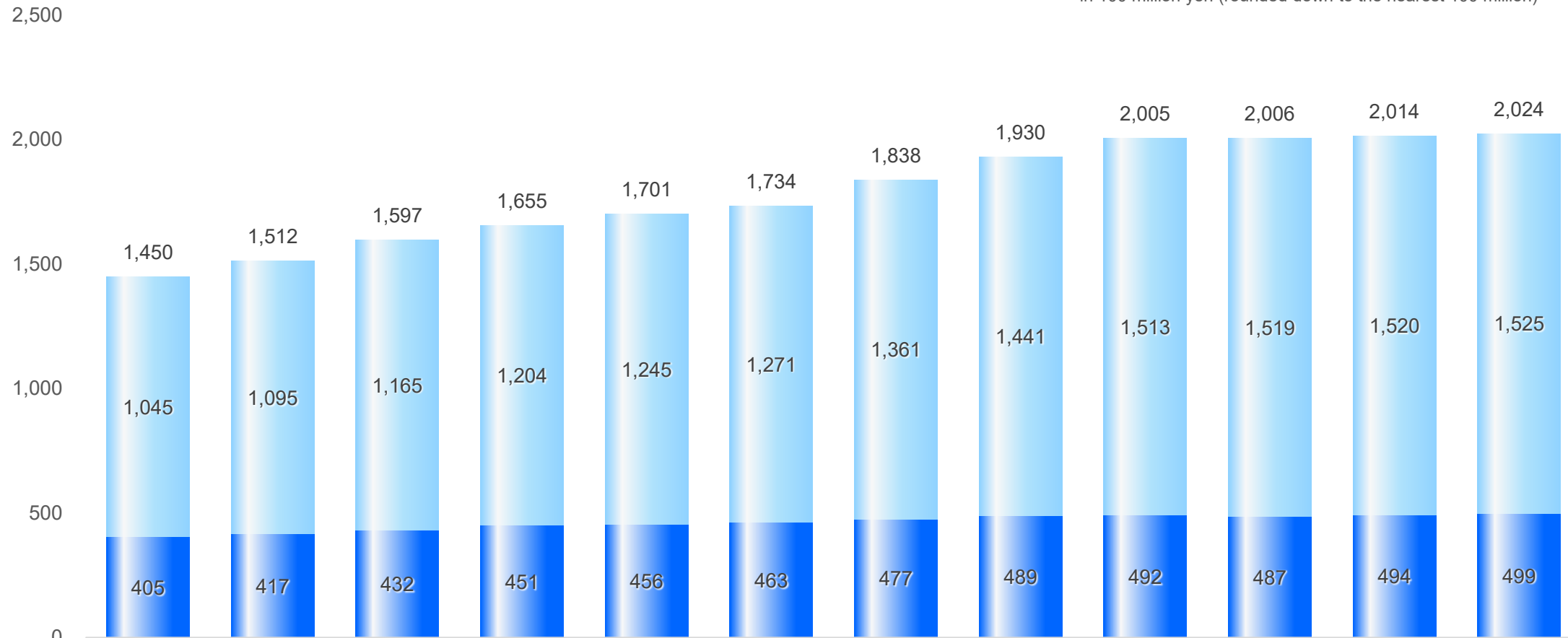
		Apr.	May	June	July	Aug.	Sept.	Oct.	Nov.	Dec.	Jan.	Feb.	Mar.
Total balance at JTO and total balance from joint finance	FY03/2019	-	-	-	-	-	-	12,127	12,123	12,140	12,332	12,549	12,805
JTO Operating Loan Balance	FY03/2019	-	-	-	-	-	-	11,116	10,683	9,515	9,093	8,774	8,455
BJI Loan Balance	FY03/2019	-	-	-	-	-	-	1,010	1,439	2,624	3,239	3,775	4,349

Monthly financial data from April 2018 to March 2019 <<Preliminary figures>>

■ Domestic Financial Business

Size of credit guarantee

in 100 million yen (rounded down to the nearest 100 million)



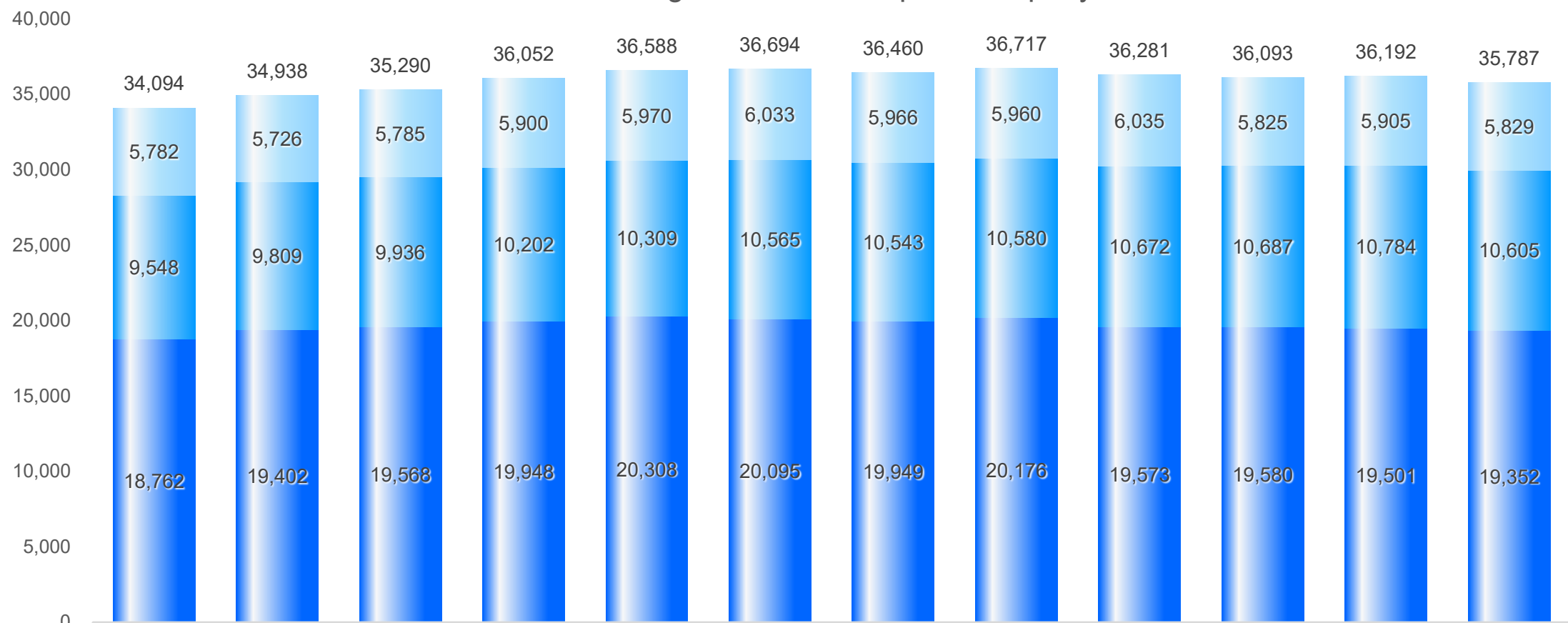
	Apr. 2018	May	June	July	Aug.	Sept.	Oct.	Nov.	Dec.	Jan. 2019	Feb.	Mar.
■ Proportion of Apartment Loan	1,045	1,095	1,165	1,204	1,245	1,271	1,361	1,441	1,513	1,519	1,520	1,525
■ Size of credit guarantee	405	417	432	451	456	463	477	489	492	487	494	499
Total	1,450	1,512	1,597	1,655	1,701	1,734	1,838	1,930	2,005	2,006	2,014	2,024

Monthly financial data from April 2018 to March 2019 <<Preliminary figures>>

Financial Business in Japan

in 100 million won (rounded down to the nearest 100 million)

Total Balance of Savings Banks and Capital Company

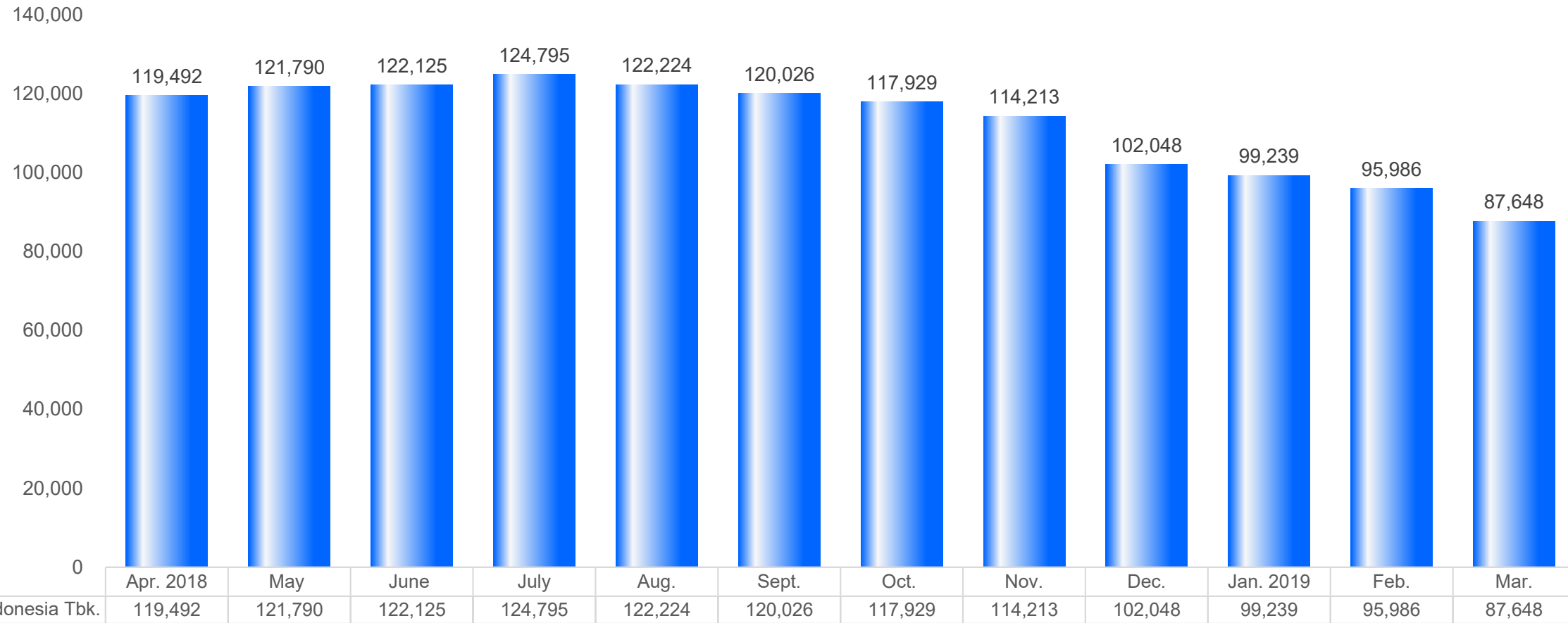


	Apr. 2018	May	June	July	Aug.	Sept.	Oct.	Nov.	Dec.	Jan. 2019	Feb.	Mar.
JT Capital	5,782	5,726	5,785	5,900	5,970	6,033	5,966	5,960	6,035	5,825	5,905	5,829
JT Savings Bank	9,548	9,809	9,936	10,202	10,309	10,565	10,543	10,580	10,672	10,687	10,784	10,605
JT Chinae Savings Bank	18,762	19,402	19,568	19,948	20,308	20,095	19,949	20,176	19,573	19,580	19,501	19,352
Total	34,094	34,938	35,290	36,052	36,588	36,694	36,460	36,717	36,281	36,093	36,192	35,787

■ Financial Business in Southeast Asia

Balance of PT Bank JTrust Indonesia Tbk.

in 100 million rupiah (rounded down to the nearest 100 million)



Monthly financial data from April 2018 to March 2019 <<Preliminary figures>>

■ Financial Business in Southeast Asia

in 100 million rupiah (rounded down to the nearest 100 million)

Total balance at JTO and total balance from joint finance

